



## **Eduroam**

### Setup Guide for Apple iPhone

**Document Description:** Setup instructions for configuring the Eduroam wireless network client on Apple iPhone clients

**For use by:** All staff and students using Apple iPhones to connect to the Eduroam network



## 1. Background

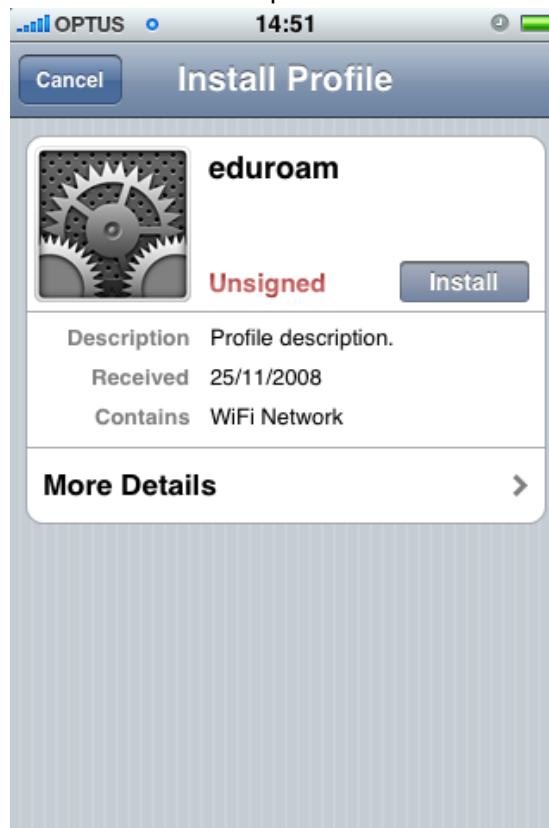
The following instructions explain how to configure an Apple iPhone to connect to Eduroam at the University of Sydney. Once configured, you can then connect to any other participating Eduroam institution in the world.

## 2. Instructions

2.1. Using the iPhone "Safari" application, download the iPhone eduroam configuration profile from the IT Assist website:

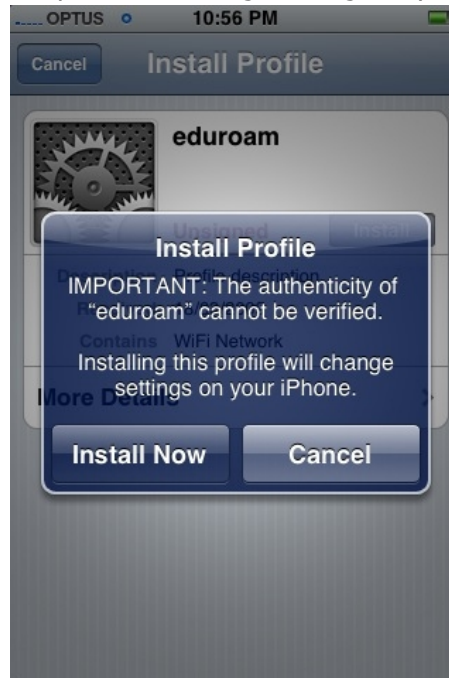
<http://itassist.usyd.edu.au/iphone>

2.2. You will be prompted to install the Eduroam profile. Click **Install**






2.3. You will be prompted that this profile will change settings on your iPhone. Click **Install Now**



2.4. Enter your eduroam username, which is your Unikey followed by "@usyd.edu.au" (e.g. [john.doe@usyd.edu.au](mailto:john.doe@usyd.edu.au)). **Note:** This is *not necessarily* the same as your university email address.

Click **Next**



2.5. You will be informed that the profile has been installed. Click **Done**





### 3. Proxy Settings

Using Eduroam whilst on University of Sydney campuses will require proxy settings to be configured

3.1. Click on **Settings**




3.2. Click on **Wi-Fi**, to go to the Wi-Fi settings screen





- 3.3. Slide the Wi-Fi switch to **ON**, and wait for the **Eduroam** network to appear in the **Choose a Network...** field. Click the blue arrow to the right of the Eduroam name
- 3.4. Scroll down to the **HTTP Proxy** settings at the bottom of the page and select **Manual**. Fill in the fields as follows:
  - 3.4.1. Server: **www-cache.usyd.edu.au**
  - 3.4.2. Port: **8080**
  - 3.4.3. Authentication: switch to **ON**
  - 3.4.4. Username: *<your unikey>*
  - 3.4.5. Password: *<your unikey password>*



- 3.5. Your configuration is now complete.  
Note: To use your iPhone at other participating Eduroam institutions, you will need to turn the **HTTP Proxy** settings **Off**.